

PAPER • OPEN ACCESS

Preface

To cite this article: 2021 *IOP Conf. Ser.: Earth Environ. Sci.* **807** 011001

View the [article online](#) for updates and enhancements.

You may also like

- [Committees](#)
- [The 1st UPI International Geography Seminar 2017](#)
- [Preface](#)



The Electrochemical Society
Advancing solid state & electrochemical science & technology

242nd ECS Meeting

Oct 9 – 13, 2022 • Atlanta, GA, US

Abstract submission deadline: **April 8, 2022**

Connect. Engage. Champion. Empower. Accelerate.

MOVE SCIENCE FORWARD



Submit your abstract



PREFACE

It is a great honour for us to be the host of the 3rd International Conference on Food Security and Sustainable Agriculture in the Tropics (FSSAT) on January 8th – 9th, 2021 at Agriculture Faculty of Hasanuddin University, Makassar City of South Sulawesi Province, Indonesia. This conference is a series of international scientific seminars held by the Faculty of Agriculture, Universitas Hasanuddin, Makassar, Indonesia, which has been held annually since 2017.

This conference was held as a forum for exchanging information on productivist paradigm in Indonesian food policies to feed 260 million people targets the self-sufficiency of rice, sago, corn, soybean, and meat production, including the infrastructure development such as dams, irrigation channels building, and the expansion of paddy and sago fields in the Eastern Indonesia. The unintended outcomes of these efforts are the marginalization of the local food system and dispossession of the local communities from their land and food culture. As a consequence, the human-environmental relationship has changed dramatically posing calamitous disaster and slowly disappearing foodways through local wisdom in everyday life of the local community. It also brings health issues due to the excessive use of chemical agricultural inputs in production, and the increase of degenerative disease and obesity due the unhealthy practices in the consumption level.

The International Conference on Food Security and Sustainable Agriculture in the Tropics will be held every two years, the first in 2017, the second in 2019, and the third in 2021. The covid-19 conditions that have hit the whole world have resulted in restrictions on activities to reduce the spread of Covid-19 sufferers so that the conference model from the form of a live conference has turned into a virtual conference.

The condition of the Covid-19 pandemic has raised concerns about food security throughout the world, including Indonesia, through restrictions on community activities. Several things have implications for the existence of Covid-19, including the occurrence of a very significant supply chain disruption caused by a reduction in capacity to produce food, closing transportation routes so that it will slow down the distribution of food from producers to consumers. The inability of people to consume enough healthy and nutritious food will reduce the immune system and increase disease risk. Thus ensuring an affordable food supply chain is essential during the Covid-19 outbreak. To solve this problem globally, cooperation is needed that involves scientists, academics, practitioners, professionals, governments, entrepreneurs, and communities across countries. To build a network between stakeholders, an international conference held by the Hasanuddin University Faculty of Agriculture in 2021 is important as a forum for building connectivity between researchers and/or research institutions. At this conference, a multi-disciplinary approach based on the knowledge and experience of scientists, researchers, practitioners, and policymakers will be brought together.

If the meeting cannot be held virtually, then solutions in dealing with the food crisis during the Covid-19 pandemic will not find a way out and add to the length of the crisis period chain.

This conference presents keynote speakers from 5 countries, namely Dr. Ir. Bayu Krisnamurthi, M.Si. from IPB University, Indonesia, Prof. Dr. Ir. Sumbangan Baja, M.Phil from Universitas Hasanuddin, Indonesia, Prof. Takuya Sugahara from Ehime University, Japan, Dr. Ravindra C Joshi from CABI South-East Asia, Dr. Lau Wei Hong from University

Putra Malaysia, Mr. Moh, Guo-Jhong from ICDF Taiwan. First plenary session and discussion with 2 speakers for 1 hour and the second plenary and discussion with 3 speakers for 2 hours. For participant presentations (oral presentation and video presentation) it was held in 2 sessions, each session was divided into 10 rooms. The number of participants per room was 11-14 participants with an allocation of presentations for 7 minutes/participants conducted in parallel as many as 7 parallel sessions. Discussions session were held in parallel in each parallel session with an allocation of 3 minutes per participant. Virtual FSSAT 3 implementation using the zoom meeting application by the Faculty of Agriculture, Universitas Hasanuddin has which is obtained by subscription.

The seminar participants were attended by lecturers and students from various universities as well as researchers from various research institutions both from the ministry of agriculture and from Agricultural Technology Research Center. The institution of the participants came from Agricultural Technology Research Center, some polytechnic, institute and University, Indonesian Center for Estate Crops Research and Development, International Coconut Community, Center for Agricultural Technology Research and Development, PT Vale Indonesia Tbk, Sorowako. Some from overseas universities: University of New England, Armidale, Australia, and School of Agriculture and Environment of Massey University, Palmerston North New Zealand. Overall participant numbers around 1.034 participants.

There were no significant technical obstacles, speakers and participants from overseas also presented their papers fluently. Apart from sharing zoom rooms, we also created a social media group (WhatsApp) for each class to facilitate communication between participants and organizers.

All published articles are subject to a rigorous selection process and are peer-reviewed by international and national reviewers. On this occasion, we would like to thank all the authors and the team who have actively participated in the 3rd FSSAT conference, expert reviewers who are very responsive to the technical program committee, experienced senior publication chair, Publication Management Center (PMC) of Universitas Hasanuddin, authors and scholars who are enthusiastic in research. Sincerely thank you for your warm support and look forward to working with you in the next future.

Warm Regards,

Dr. Asmita Ahmad, ST., MSi.

Conference Chairman

Faculty of Agriculture, Universitas Hasanuddin

COMMITTEES

Steering Committee	Dean, Faculty of Agricultural, Hasanuddin University Dean, Faculty of Forestry, Hasanuddin University Dean, Faculty of Animal Science, Hasanuddin University Dean, Faculty of Marine Science and Fishery, Hasanuddin University
Organizing Committee	Chair: Dr. Asmita Ahmad, ST., MSi. Vice Chair: Andi Dirpan, STP., MSi., PhD. Secretary: Dr. Suleha Thamrin, SP., MSi. Treasurer: St. Hasnah A. Rahman, SP.
Scientific Advisory Board	Prof. Dr.sc.agr.Ir. Baharuddin (Indonesia) Prof. Takuya Sugahara (Japan) Dr. Ravindra C Joshi (Philippines) Dr. Lau Wei Hong (Malaysia) Mr. Guo-Jhong Moh (Taiwan) Dr. Ir. Bayu Krisnamurthi, M.Si (Indonesia) Prof. Ir. Sumbangan Baja, M.Phil, PhD(Indonesia) Dr. Muh. Hatta Jamil, SP., M.Si. (Indonesia) Dr.rer.Nat. Zainal, STP. M.Food.Tech (Indonesia) Dr. Ir. Novaty E. Dunga, MP (Indonesia) Prof. Dr. Ir. Nurriaty Agus, MS. (Indonesia) Dr. Ir. Rahmadani, M.Si. (Indonesia) Prof. Dr. Ir. Tutik Kuswinanti, M.Sc. (Indonesia) Prof. Dr. Ir. Meta Mahendrasatta, MS. (Indonesia) Dr. Ir. Amir Yassi, MS. (Indonesia) Dr. Rismaneswati, SP., MP. (Indonesia) Dr. Nixia Tenriawaru, SP., M.Si. (Indonesia) Dr. Iqbal, STP. M.Si. (Indonesia) Ir. Rinaldi Sjahril, M.Agr., PhD. (Indonesia) Dr. Ir. Rusnadi Padjung, M.Sc. (Indonesia) Muhammad Arsyad, SP., M.Si., PhD. (Indonesia) Dr. Ir. Andi Nasruddin, M.Sc. (Indonesia) Prof. Dr. Ir. Sikstus Gusli, M.Sc. (Indonesia) Prof. Ade Rosmana, M.Sc. (Indonesia) Prof. Dr. Ir. Christianto Lopulisa, M.Sc. (Indonesia) Prof, Dr. Ir. Salengke, M.Sc. (Indonesia) Prof. Dr. Ir. Yunus Musa, M.Sc. (Indonesia) Prof. Dr. Ir. M. Saleh Ali (Indonesia) Prof. Dr. Ir. Musrizal Muin M,Sc(Indonesia)
Secretariat	Sartika Laban, SP., MP., Ph.D Dr. Abdul Aziz, S.TP., M.Si. Nirmala Juita, SP., M.Sc. Hamdayanti, SP., M.Si. Ahmad Fauzan Adzima, SP., M.Sc. Magfirah, SP. Nilarisa Meganita, S.TP

Paper, Poster, and Prosiding	Muhammad Junaid, SP., MP, Ph.D Dr. Ir. Asmiaty Sahur, MP. Rasyida Bakri, SP., M.Sc Muspilah Djalal, STP., M.Sc. Dhini Amriani Mutia Mey Nindi Zulkifly
Publicity and Publishing	Ifayanti, SP., MP., Ph.D Rusli M. Rukka, SP., M.Si. Rahmansyah Dermawan, SP. M.Si Andi Rahmayanti, S.TP. M.Si Iswar Fajar Sultan, SP. Andi Junila, SP. Rizza Nurul Aprillia.
Website	Muh. Tahir Sapsal, STP., MSi. Samsuar, STP., M.Si. Dr. Adiansyah, S.TP, M.Si Yudiono, SE
Registration and Certificate	Dr. Muh. Asfar, S.TP., M.Si Dr. Ir. Katriani Mantja, MP Husnul Mubarak, S.TP., M.Si Ir. Nurlina Kasim, M.Si Cri Wahyuni Brahmiyanti, SP., M.Si Tigin Dariarti, SP
Finance and Corporate Partnership	Dr. Letty Fudjaja, SP., M.Si Dyah Yumeina R. Datu, S.TP., M.Agri.,PhD. Pipi Diansari, SE., M.Si., PhD. Dr. Ir. Heliawaty Ch. Lakare, M.Si Dr. Ir. Abd. Haris Bahrin, M.Si Ikmalul Akmal, S.Sos
Keynote/Invited Speaker team	Hari Iswoyo, SP., MA., PhD Dr. Olly Sunny Hutabarat, S.TP. Dr. Ir. Vien Sartika Dewi, M.Si Dr. Andi Nur Faidah, R, S.TP., M.Si NiMadeViantikaSuliandri,SP.,M.Ag
Event, Exhibition and Technical Program	Februardi Bastian, STP., M.Si., Ph.D. Asman, SP., MP. Abd. Mollah, SP., M.Si. Achmad Amiruddin, SP.,M.Si Nuniek Widiyani, SP., MP Abd. Ishak, S.Sos Kurniati Latief

EDITORS & REVIEWERS

Ir. Muhammad Arsyad, S.P., M.Si, Ph.D

Prof. Dr. Ir. Didi Rukmana, M.S

Prof. Dr. Ir. Muslim Salam, M.Ec

Dr. A. Nixia Tenriawaru, S.P., M.Si.

Achmad Amiruddin, S.P., M.Si

Muhammad Khaliqi, S.P., M.Si

Andi Azrarul Amri, S.P., M.Si

Dwi Ahrisa Putri, S.P., M.Si

Andi Tenri Darhyati, SP, M.Si

Ikawati, S.T.P., M.Si

Ayu Wulandary, S.P., M.Si

Ayu Anisa Amir, S.P., M.Si

Ary Bakhtiar., SP., M.Si

Dian Utami Zainuddin, S.Si., M.Si.

Departemen Ilmu Tanah

Dr. Rismaneswati, S.P., M.P

Dr. Asmita Ahmad, S.T., M.Si

Sartika Laban, S.P., M.P., Ph.D

James Nana Ofori, B.Sc., M.Sc (Ghana)

Supriadi, S.P., M.Si (Japan)

Nirmala Juita, S.P., M.Si

Indryani Bali, S.P., M.Sc

Prof. Dr. Ir. Yunus Musa, M.S

Ir. Rinaldi Sjahril, M.Agr., Ph.D

Ir. Hari Iswoyo, S.P., M.A., Ph.D

Dr. Ir. Muh. Riadi, M.P

Dr. Ir. Rusnadi Padjung, M.Sc

Ifayanti Ridwan Saleh, S.P., M.P., Ph.D

Dr. Ir. Asmiaty Sahur, M.P

Rahmansyah Dermawan, S.P., M.Si

Nuniek Widiyani, S.P., M.Si

Prof. Dr. Ir. Ade Rosmana, M.Sc

Prof. Dr. Ir. Andi Nasruddin, M.Sc

Prof. Dr. Ir. Tutik Kuswinanti, M.Sc
Muhammad Junaid. S.P.,M.P.,Ph.D
Dr. Sulaeha Thamrin, S.P.,M.Si
Hamdayanty S.P.,M.Si
Prof. Dr. Ir. Meta Mahendradatta
Andi Dirpan, S.TP.,M.Si.,Ph.D
Dr. Andi Nur Faidah Rahman., STP., MSi
JamyangTashi Wangdi, M.Sc (Bhutan)
Nur Alim Bahmid, S.TP.,M.Si (Netherland)
Muspilah Djalal, S.TP.,M.Sc
Dr. Iqbal, S.TP.,M.Si
Dr. Haerani, S.TP.,M.Eng.Sc
Dr.rer.nat. Olly S. Hutabarat, S.TP.,M.Si
Samsuar, S.TP.,M.Si
Husnul Mubarak, S.TP.,M.Si
Dr. Kasmiyati Kasim, SPt, MP

PAPER • OPEN ACCESS

Peer review declaration

To cite this article: 2021 *IOP Conf. Ser.: Earth Environ. Sci.* **807** 011002

View the [article online](#) for updates and enhancements.

You may also like

- [Peer review declaration](#)
- [Peer Review Declaration](#)
- [Peer review declaration](#)



The Electrochemical Society
Advancing solid state & electrochemical science & technology

242nd ECS Meeting

Oct 9 – 13, 2022 • Atlanta, GA, US

Abstract submission deadline: **April 8, 2022**

Connect. Engage. Champion. Empower. Accelerate.

MOVE SCIENCE FORWARD



Submit your abstract



Peer review declaration

All papers published in this volume of IOP Conference Series: Earth and Environmental Science have been peer reviewed through processes administered by the Editors. Reviews were conducted by expert referees to the professional and scientific standards expected of a proceedings journal published by IOP Publishing.

- **Type of peer review:**
Single-blind
- **Conference submission management system:**
We conduct paper submission through submission management system (<http://konfrenzi.com/>). The manuscript from author has submitted before the conference through the conference website (<https://fssat3.unhas.ac.id/>).
- **Number of submissions received:**
Total received abstract = 364 papers
- **Number of submissions sent for review:**
355 full papers (19 papers rejected)
- **Number of submissions accepted:**
291 full papers
- **Acceptance Rate (Number of Submissions Accepted / Number of Submissions Received X 100):**
79.9 %
- **Average number of reviews per paper:**
6 papers per reviewer
- **Total number of reviewers involved:**
47 reviewers
- **Any additional info on review process:**
There are some steps on review process
 1. Abstract review and acceptance
At the first stage, abstracts submitted to the committee through the online system available in the website were reviewed by a Scientific Advisory Board/Reviewers for the suitability of the paper's topic to the theme of the conference. Abstracts that suit the theme were accepted and author were notified of the acceptance through the system. Abstract submission and review were conducted simultaneously until abstract submission deadline on October 31, 2020. As many as 364 abstracts submitted through system were reviewed. 1 abstract was rejected as not comply with the theme of the conference. Accepted abstracts were allowed to be presented in an oral or live presentation.
 2. Submission of Full Paper
At the second stage, authors with abstracts declared accepted by the Scientific Advisory Board/Reviewer and will be presented in the conference were requested to submit a complete manuscript according to the IOP Publishing format. The deadline for receipt of a complete manuscript (full paper) was on December 15, 2020.
 3. Revision of Full Paper
At the third stage, following the conference that took place on January 8-9, 2021, Authors were requested to revise the full paper according to the input and



suggestions from the conference audiences and re-submit the manuscript through the system until January 31, 2021.

4. Peer review of Full Paper

At the Fourth stage, full paper previously submitted through system were reviewed following a single blind peer review process. The papers were sent to the Scientific Advisory Boards that consisted of 47 reviewers according to topic of the papers and reviewer's competency. The reviewers are from international scientists and from the Faculty of Agriculture, and Faculty of Animal Husbandry, Hasanuddin University. Review was conducted on content and format of the paper based on IOP Conference Series. The review process was carried out starting from February to March 7, 2021. At this stage, Reviewer submit a decision for the acceptance of the papers for publication in IOP Conference Series.

5. Revision of Reviewed Full Paper

At the Fifth Stage, Review results were returned to the authors for revision and re-submission online for those accepted for publication (deadline on April 15, 2021). Following the submission of revised manuscript. The submitted papers were then subjected to proofread stage and check for similarity using Turnitin. Papers with similarity check more than 25% were returned to the authors for further revision. Subsequently, papers were prepared for submission to IOP Conference Series.

- **Contact person for queries:**

The chief of the conference: Dr. Asmita Ahmad, ST., M.Si.

Mobile phone: +6281342542792

E-mail: asmita.ahmad@agri.unhas.ac.id

PAPER • OPEN ACCESS

Application of humic substances and bottom ash compounds in improving soil quality in limestone post-mining land

To cite this article: Musfira *et al* 2021 *IOP Conf. Ser.: Earth Environ. Sci.* **807** 022038

View the [article online](#) for updates and enhancements.

You may also like

- [Bottom ash utilization: A review on engineering applications and environmental aspects](#)
M H Abdullah, A S A Rashid, U H M Anuar et al.
- [Physical and Chemical Properties of Coal Bottom Ash \(CBA\) from Tanjung Bin Power Plant](#)
Nurul Izzati Raihan Ramzi, Shahiron Shahidan, Mohamad Zulkhairi Maarof et al.
- [Use of bottom ash materials in the construction industry](#)
I I Aizenberg and T V Koval



The Electrochemical Society
Advancing solid state & electrochemical science & technology

242nd ECS Meeting

Oct 9 – 13, 2022 • Atlanta, GA, US

Abstract submission deadline: **April 8, 2022**

Connect. Engage. Champion. Empower. Accelerate.

MOVE SCIENCE FORWARD



Submit your abstract



Application of humic substances and bottom ash compounds in improving soil quality in limestone post-mining land

Musfira¹, M Jayadi² and A Ahmad²

¹Department of Soil Science, Faculty of Agriculture, Hasanuddin University, Makassar, 90245, Indonesia

²Laboratory of Chemistry and Soil Fertility, Faculty of Agriculture, Hasanuddin University, Makassar, 90245, Indonesia

E-mail: jayaditanahunhas@gmail.com

Abstract. Limestone mining leaves the ex-mine land with poor soil chemical quality. Humic substances can be used as fertilizer to increase macronutrient availability in the soil and improve pH. The application of coal ash can improve the soil's chemical, physical, and biological properties because it has a pH value, high organic C content, available P, and basic cations such as K, Na, Ca, and Mg. This research aims to determine the effect and interaction of humic substances and bottom ash interaction with different doses to improve soil quality after a limestone quarry. This research uses a randomized block design in a factorial pattern. This experiment consisted of humic substances (H) with 4 levels H0, H1 (0.09%), H2 (0.12%), and H3 (0.15%), and bottom ash (B) with three levels: B0, B1 (400 grams), B2 (600 grams). Humic substances at H2 concentration (0.15%) significantly increased C-organic, K, P-available, Mg-dd, and increased plant height. In contrast, bottom ash treatment at a B2 (600 grams) dose significantly affected the increase in C-organic, P-available, and Mg-dd. The treatment of humic substances with concentrations of H3 (0.15%) and bottom ash at a dose of 600 grams is the best interaction characterized by an increase in soil pH, CEC, Ca-dd, K, and Na. The application of a concentration of H3 (0.15%) and the provision of a dose of B2 (600 grams) or 120 tons/ha significantly affect the chemical properties of post-mining soils limestone and increase plant height.

1. Introduction

PT. Semen Bosowa has a limestone mining location with a mining business permit area of 749.14 ha, open land area for limestone which is 171,125 ha, the area of open land for marble is 48,375 ha. The area of land that has reclaimed until 2012 is 15,961 ha. The area of open land (the remaining land to be reclaimed) is 203,539 hectares [1].

Limestone mining leaves ex-mining land with poor physical, chemical, and biological soil conditions. This mining activity's impact causes the topsoil layer lost, and the available nutrient content is low and acidic pH of soil. The high rainfall activity caused nutrients leaching, low C-organic levels, high soil temperature, and decreased microbial diversity. Thus, the ex-limestone mining land has low soil fertility characteristics, both physically, chemically, and biologically. For this reason, management is needed as an effort to conserve the environment so that further damage does not occur. These efforts can be pursued by improving the quality of the soil. Soil conservation commonly used to increase fertility and soil improvement are cover crops, compost, manure, and green manure [2].



One form of compost that is currently widely used is humic compounds, which contain high nutrients. Humic compounds and coal ash can be used as fertilizer and soil amendment [3], especially in improving pH and increasing macronutrient availability in the soil. The higher the humic content in organic matter, the greater the ability to improve acidic soil pH and increase nutrient availability in the soil. Also, humic materials can form complex bonds with metal ions to reduce nutrient leaching through irrigation water and increase fertilizer efficiency [4].

Soil amendment from coal resulting from burning coal will produce *bottom ash* and *fly ash*. A mixture of fly ash and bottom ash is known as *coal ash*. About 5% of solid waste is generated from coal combustion in fly ash and bottom ash, about 10-20% is fly ash, and about 80-90% is bottom ash. The total ash produced beside is coal ash is one of the ameliorant materials available in abundance and abundance at mine sites. Therefore, coal ash is expected to improve the chemical, physical and biological properties of ex-mining land for plant growth to support the success of reclamation activities [5].

Based on the description above, this research aimed to determine the effectiveness of humic compounds and coal ash with different doses on improving soil quality after limestone mining.

2. Methods

This research was conducted at Experimental Farm, Faculty of Agriculture, Hasanuddin University from September 2019 to January 2020; soil analysis was carried out at the Laboratory of Chemistry and Soil Fertility, Department of Soil Science, Faculty of Agriculture, Hasanuddin University, Makassar. Soil samples were taken from PT Semen Bosowa, in Baruga Village, Bantimurung District, Maros Regency, coal ash taken from PLTU Barru, in Lampoko Village, Balusu District, Barru Regency.

This research design using a two-factor factorial (F2F). This experiment consists of factors Humic (H) with 4 levels namely H0, H1 (0.09%), H2 (0.12%), and H3 (0.15%) or equivalent concentrations of 900, 1,200, and 1,500 ppm and the coal ash factor (B) with three levels: B0, B1 (400 grams), B2 (600 grams), equivalent to 0, 80, and 120 tons/ha. We have 12 total treatment combinations because each treatment combination repeated three times; the number of experimental units was 36 experimental units.

The research goes through two stages, namely the initial analysis and the final analysis. The initial study prepared humic compounds and coal ash with the Ahmad method [3] and soil sampling for post-mining soil. After that, planting is carried out for the final analysis stage, applying humic compounds and coal ash, sample analysis, to the conclusion stage. The first stage of extraction of humic compounds, namely, refines the source of humic compounds to 400 grams. It dissolved the source of humic compounds into KOH (0.1 / L) with a ratio of 1:10, which is 100 grams of compost and KOH solution 1,000 ml into Erlenmeyer. Shake the suspension using a shaker for the duration \pm 3 hours so that the humate source is wholly dissolved, stirred, and let stand for 24 hours. The humate source solution is then filtered using filter paper. It separates the filtrate and the sediment by centrifuging it at 2,500 rpm for 15 minutes and then filtering it again using Whatman filter paper into a volumetric flask. The coal ash that has been taken then tested using the XRF method to determine the component elements.

The stages of preparation for planting include post-mining soil sample preparation, soil incubation, planting indicator crops, application of humic compounds and coal ash, and basic fertilizers. Observation Parameters Observation parameters for soil properties used in this study were: soil pH, soil organic C, Cation Exchange Capacity (CEC), available K, available P, cation bases (Ca, Mg, Na). The plant parameters used were plant height, number of leaves, plant dry weight, root dry weight, and root length.

3. Results and discussion

3.1. Analysis of soil chemical properties characteristics before treatment

Soil analysis before treatment showed that the pH value was considered acidic, C-organic with low criteria, CEC classified as moderate, cations such as Ca, Mg, K, and Na classified as low to moderate and available P classified as moderate (table 1). This is following the opinion of [6] that the negative impact of mining group C (limestone) minerals, among others, is that the soil layer becomes mixed with rock, an increase in bulk density (compaction) and soil moisture, as well as a decrease in soil permeability and fertility.

Table 1. Results of soil analysis before treatment.

Soil chemical properties	Value	Criteria
C-Organic	1.79%	* Low
Cation exchange capacity	18.41 cmol / kg	* Medium
•Ca	5.09 cmol / kg	* Low
•Mg	1.14 cmol / kg	* Medium
•K	0.14 cmol / kg	* Low
•Na	0.15 cmol / kg	* Low
pH H ₂ O	5.44	*acid
Available P(olsen)	15.67 ppm	* Moderate

3.2. Analysis of the characteristics of soil chemical properties after treatment

3.2.1. *Soil pH.* Even though there was an increase in the pH of each treatment (table 2), it can be seen that the higher the dosage of humic substances and bottom ash, the increase in the pH value, although not significant. Ex-limestone mining area has undergone high and intensive washing and has poor soil chemical properties resulting in a high buffering capacity. It is recommended that ameliorants with high doses on the soil increase pH significantly [7].

Table 2. Soil pH after treatment.

Humic substances	Bottom ash			NP BNJ 0.05%
	BO (0 g)	B1 (400 g)	B2 (600 g)	
H0 (0%)	5.44 ^d	6.58 ^b	6.81 ^{ab}	
H1 (0.09%)	6.40 ^b	6.51 ^b	6.88 ^a	0.26
H2 (0.12%)	6.07 ^c	6.79 ^{ab}	6.91 ^a	
H3 (0.15%)	5.84 ^c	6.86 ^a	6.97 ^a	

Note: The numbers followed by the same letter in the rows and columns (a, b, c, d) are not significantly different on the BNJ level test α 0.05.

3.2.2. *C-organic.* The amount of C-organic content is in line with the content of the humic substance (table 3). The higher the humic substance of each treatment, the higher the C-organic content in the soil [8]. Straw can increase production by improving soil's chemical and physical properties, increasing levels of organic C, exchangeable K and Mg, soil cation exchange capacity (CEC), and available Si in the soil [9].

3.2.3. *Cation exchange capacity (CEC).* The addition of doses of humic substances and bottom ash tends to increase the value of soil CEC. The high cation exchange capacity (CEC) indicates that the treatment of humic substances and bottom ash on the post-mining limestone soil has increased cations such as Ca⁺⁺, Mg⁺⁺, K⁺ (table 4). The CEC value is influenced by the decomposition process of each organic material, which produces humic substances that contribute to soil colloids so that the soil CEC will increase; this increase is also caused by the increase in the negative charge of soil colloids [10].

Table 3. C-organic soil after treatment.

Humic substances	Bottom ash			Average	NP. BNJ 0.05%
	B0 (0 g)	B1 (400 g)	B2 (600 g)		
H0 (0%)	1.79	2.20	2.11	2.04 ^b	0.12
H1 (0.09%)	1.36	1.86	2.25	1.82 ^c	
H2 (0.12%)	1.93	2.50	2.44	2.29 ^a	
H3 (0.15%)	2.04	2.63	2.56	2.41 ^a	
Average	1.78 ^y	2.30 ^x	2.34 ^x		
NP. BNJ 0.05%	0.09				

Note: The numbers followed by the same letter in columns (x, y) and rows (a, b, c) are not significantly different in the BNJ further test with confidence level α 0.05.

Table 4. Soil CEC after treatment.

Humic substances	Bottom ash			NP BNJ 0.05%
	B0 (0 g)	B1 (400 g)	B2 (600 g)	
H0 (0%)	18.41 ^d	19.50 ^d	20.68 ^{cd}	1.72
H1 (0.09%)	19.50 ^d	22.70 ^{bc}	22.13 ^c	
H2 (0.12%)	16.26 ^e	24.43 ^b	25.36 ^{ab}	
H3 (0.15%)	22.88 ^{bc}	25.36 ^{ab}	26.89 ^a	

Note: The numbers followed by the same letter in the row and column (a, b, c, d) are not significantly different in the BNJ level α 0.05.

3.2.4. *Available phosphorus (P₂O₅)*. The factor of giving humic substances the highest analysis results was treating H3 (humic substances 0.15%) with a P concentration of 20.10 ppm, which was classified as very high (table 5). According to Dariah and Nurida [11], the increase in P occurs due to the formation of complex Al compounds by decomposition of organic compounds, reducing Al-dd content, and reducing P adsorption by Al to increase P availability. Consequently, inorganic phosphorus ions will be released into the soil solution that plants will then absorb.

Table 5. Available phosphorus soil after treatment.

Humic substances	Bottom ash			Average	NP BNJ 0.05%
	B0 (0 g)	B1 (400 g)	B2 (600 g)		
H0 (0%)	15.67	17.98	18:21	17:29 b	2:20
H1 (0:09%)	15.81	19:32	17.71	17.61 b	
H2(12:12%)	15.88	19:17	20.70	18:59 ab	
H3-on (0.15%)	17:19	21:13	21.98	20:10a	
average	16:14y	19:40xy	x 19.65		
NP BNJ 0.05%	1.90				

Note: The number followed by the same letter in the column (x, y) and row (a, b, c) is not significantly different in the BNJ continued to test for the confidence level α 0.05.

3.2.5. *Exchangeable calcium (Ca-dd)*. The interaction with coal ash treatment maximizes the function of humic substances (table 6). Generally, coal ash is alkaline (pH 8-12); chemically, coal ash is an aluminosilicate mineral containing many elements such as Ca, K, and Na besides containing small amounts of elements C and N [12]. Other nutrients in coal ash that plants need include boron (B), phosphorus (P), and elements such as Cu, Zn, Mn, Mo, and Se and [6].

3.2.6. *Interchangeable magnesium (Mg-dd)*. The increase of Mg-dd value before treatment, the Mg-dd value of the soil was 1.14 cmol/kg, which was in the medium category, and after treatment was in the high category (table 7). The presence of bases causes the increased base's value to be exchanged through coal ash contributed by coal into the soil [13].

Table 6. Exchangeable calcium (Ca-dd) of soil after treatment.

Humic substances	Bottom ash			NP BNJ 0.05%
	B0 (0 g)	B1 (400 g)	B2 (600 g)	
H0 (0%)	5.09 ^d	6.72 ^{cd}	5.73 ^d	2.45
H1 (0.09%)	4.76 ^d	8.40 ^c	10.70 ^{bc}	
H2 (0.12%)	6.73 ^{cd}	10.68 ^{bc}	15.65 ^a	
H3 (0.15%)	8.76 ^c	12.07 ^b	13.69 ^{ab}	

Note: The numbers followed by the letters in the same rows and columns (a, b, c, d) are not significantly different in the BNJ level α 0.05.

Table 7. Interchangeable magnesium (Mg-dd) soil after treatment.

Bottom ash	Average	NP BNJ 0.05%
B0 (0 g)	2.00 ^a	0.37
B1 (400 g)	2.31 ^a	
B2 (600 g)	2.11 ^a	

Note: Numbers followed by the same letter in column (a) mean no significant difference in the BNJ level α 0.05.

3.2.7. *Potassium (K)*. The factors of humic substances and bottom ash significantly affect the concentration of potassium available in the soil. In giving coal ash, it can be said that the higher the dosage of humic substances and bottom ash, it can increase the potassium content in the soil (table 8). According to Arifin [14], coal ash is an aluminosilicate mineral containing Ca, K, and Na elements. Also, it contains small amounts of elements C and N. The Micronutrients in bottom ash that are needed in the soil included Cu, Zn, Mn, Mo, and Se. The potassium level available in the soil can be reduced because it is absorbed by plants [15].

Table 8. Potassium (K) available soil after treatment.

Humic substances	Bottom ash			Average	NP BNJ 0.05%
	B0 (0 g)	B1 (400 g)	B2 (600 g)		
H0 (0%)	0.14	0.18	0.21	0.18 ^d	0.018
H1 (0.09%)	0.20	0.21	0.25	0.22 ^c	
H2 (0.12%)	0.20	0.28	0.26	0.25 ^b	
H3 (0.15%)	0.21	0.31	0.30	0.27 ^a	
Average	0.19 ^y	0.24 ^x	0.25 ^x		
NP BNJ 0.05%			0.014		

Note: The number followed by the same letter in the column (x, y) and row (a, b, c) is not significantly different in the BNJ continued to test for the confidence level α 0.05.

3.2.8. *Sodium (Na)*. There was an increase in the available sodium value with the increase in the dosage of humic substances and bottom ash. However, the increase in available sodium concentration was not very significant (table 9). Soils that are dominated by alkaline cations such as Ca, Mg, K, and Na with high concentrations (high base saturation) will increase soil fertility because these nutrient elements are not easily leached by water [16].

3.3. Plant growth

3.3.1. *Average plant height (cm)*. The humic substances factor gave significant results on the height of maize plants, while the bottom ash factor did not give accurate results (table 10). When viewed from the physical condition of the plant, plants are stunted or slow to grow, both from the top (shoots) and bottom (roots) growth. Humic substances containing many micronutrients such as nitrogen can significantly affect plant weight, plant height, and leaf width [9].

Table 9. Sodium (Na) soil after treatment.

Humic Substances	Bottom ash			NP BNJ 0.05%
	B0 (0 g)	B1 (400 g)	B2 (600 g)	
H0 (0%)	0.15 ^d	0.23 ^c	0.25 ^{bc}	0.06
H1 (0.09%)	0.15 ^d	0.31 ^b	0.27 ^{bc}	
H2 (0.12%)	0.27 ^{bc}	0.36 ^{ab}	0.38 ^{ab}	
H3 (0.15%)	0.20 ^{cd}	0.40 ^a	0.40 ^a	

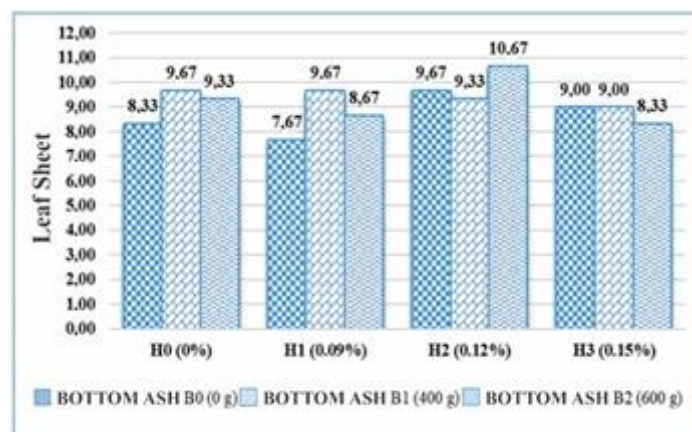
Note: The numbers followed by the same letter on the line and column (a, b, c, d) mean no significant difference in the BNJ level test α 0.05.

Table 10. Average plant height.

Humic substances	Bottom ash			Average	NP BNJ 0.05%
	B0 (0 g)	B1 (400 g)	B2 (600 g)		
H0 (0%)	26.00	26.33	23.00	25.11 ^b	3.40
H1 (0.09%)	16.87	34.00	24.33	24.87 ^b	
H2 (0.12%)	27.83	29.67	29.33	28.94 ^a	
H3 (0.15%)	19.83	30.67	24.00	24.38 ^b	

Note: The numbers followed by the same letter in rows and columns (a, b, c, d) are not different real at the BNJ level α 0.05.

3.3.2. Plant leaves. Based on the analysis of variance in the number of leaves after treatment, humic substances and bottom ash have no significant effect on the average number of plant leaves (figure 1). Soil analysis after treatment shows that the interaction between humic substances and bottom ash. Bottom ash shows significant results in the phosphorus in the soil, which is categorized as high enough, affecting the number of leaves in plants. Phosphorus plays a role in forming nucleic acids, energy transfer, and stimulation of enzyme activity. Therefore, an adequate supply of phosphorus can increase plant growth and production [17].

**Figure 1.** Average number of leaves.

3.3.3. Plant dry weight. The application of humic substances and bottom ash did not significantly affect the average dry weight of maize plants (figure 2). It can be seen that increasing the dosage of humic substances and bottom ash in mixing the composition of the planting medium can meet the nutrients needed by plants, such as plant weight and photosynthesis. The photosynthesis was indirectly influenced by nutrient availability [18].

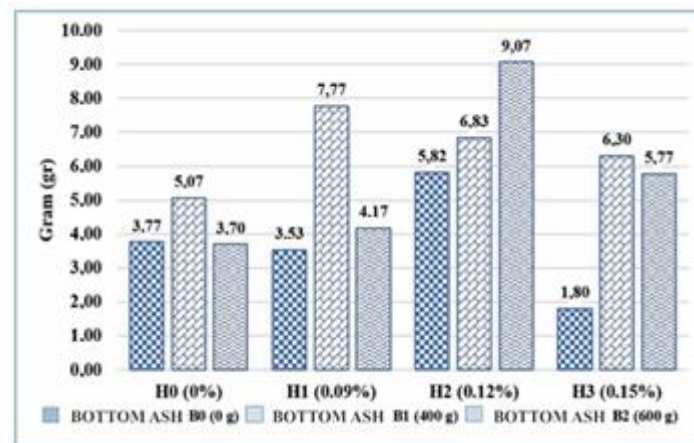


Figure 2. Average dry weight of maize plants.

3.3.4. Dry weight of roots. Application of humic substances and bottom ash did not significantly affect the average dry weight of plant roots (figure 3). Bottom ash can increase the pH value of the soil, which is positively correlated with plants, for example, with plant growth or plant weight. The application of humic substances triggers to increase nutrients in soil because it can activate soil microbes that function to accelerate the humification system and nitrogenase activity. It can help accelerate humus formation in plant root areas, changing nutrients in the form of organic metals that are more easily absorbed by plants through mass flow and diffusion processes and can improve physical soil conditions and accelerate plant root development [9].

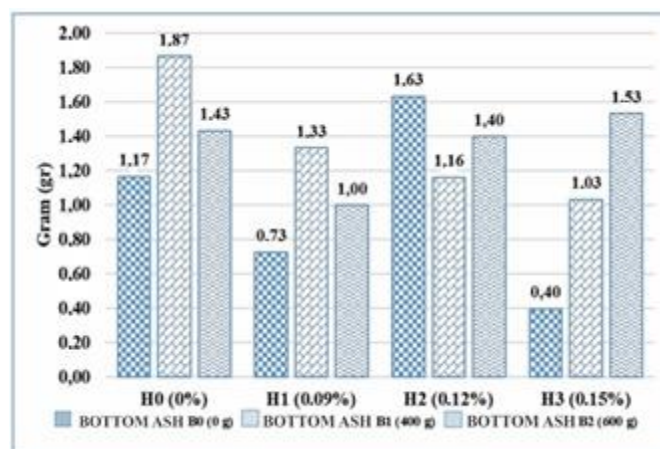


Figure 3. Average dry weight of corn roots.

3.3.5. Root length. The application of humic substances and bottom ash did not significantly affect the average length of plant roots (figure 4). Humic compounds from organic matter indirectly increase soil porosity by increasing the activity of microorganisms so that it can stimulate root growth which will form a loose and crumbly structure, this is the physical condition of the soil that is good for root growth media, both mass and root length [18].

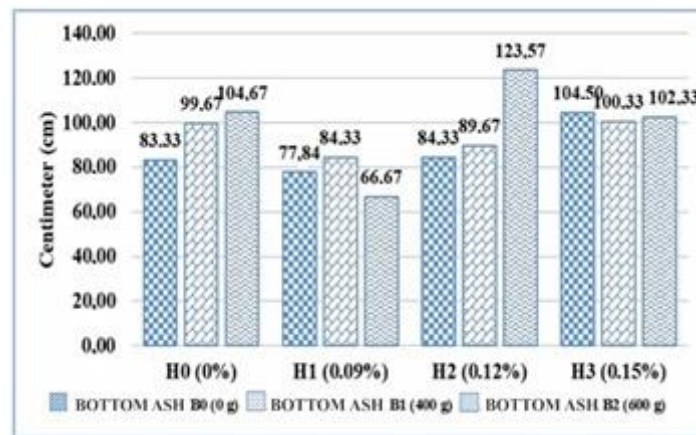


Figure 4. Average root length of maize plants.

4. Conclusions

- Provision of humic substances of the straw compost had a significant effect on improving the chemical properties of soil from post-mining limestone soil by increasing C-Organic, P-available, K-dd, and increasing plant height. Application of bottom ash has a significant effect on improving the chemical properties of soil after limestone mining by increasing C-organic, P-available, Mg-dd and K.
- The combination of H3 (0.15%) and bottom ash with a B2 (600 grams) dose was the best interaction as amelioration material for soil from post-mining limestone.

References

- [1] BPS 2015 *Kabupaten Maros Dalam Angka 2015* (Maros: Badan Pusat Statistik)
- [2] Prayudyaningih R 2014 Pertumbuhan semai *Alstonia scholaris*, *Acacia auriculiformis* dan *Muntingia calabura* yang diinokulasikan fungi mikoriza arbuskula pada media bekas tambang kapur *Jurnal Penelitian Kehutanan Wallacea* **3**(1) 13-23
- [3] Ahmad A 2011 *Meningkatkan Pelepasan Unsur Hara dari Batuan Beku dengan Senyawa Humat Tesis* (Bogor: Sekolah Pascasarjana IPB)
- [4] Stevenson F J 1982 *Humus Chemistry: Genesis, Composition, and Reactions* (New York: John Wiley dan Sons) pp 443
- [5] Wardani S p r 2008 *Pemanfaatan Limbah Batubara (Fly Ash) Untuk Stabilisasi Tanah Maupun Keperluan Teknik Sipil Lainnya Dalam Mengurangi Pencemaran Lingkungan* (Semarang: Pidato Pengukuhan Guru Besar, Jurusan Teknik Geologi, Fakultas Teknik, Universitas Diponegoro)
- [6] Allo M K 2016 Kondisi sifat fisik dan kimia tanah pada bekas tambang nikel serta pengaruhnya terhadap pertumbuhan trengguli dan manohi *Jurnal Hutan Tropis* **4**(2)
- [7] Herjuna S 2011 *Pemanfaatan Bahan Humat dan Abu Terbang Untuk Reklamasi Lahan Bekas Tambang Tesis* (Bogor: Institut Pertanian Bogor)
- [8] Ahmad A 2012 Perbandingan nilai gugus fungsional senyawa humat dari beberapa tingkat dekomposisi bahan organik dan analisis factor yang mempengaruhi *Jurnal Ecosolum* **1**(2) 24-29
- [9] Winarso S, Handayanto E, Syekhfani and Sulistyanto D 2009 Pengaruh senyawa humik terhadap aktivitas aluminium dan fosfat typic plaeudult kentrong banteng *Agrivita* **31**(3) 214-222
- [10] Muhlisa, Ibrahim B dan Ahmad A 2012 Aplikasi ekstrak humat dari ampas tebu dan sampah sayuran terhadap perbaikan sifat kimia tanah ultisol dan produksi sawi *Jurnal Ecosolum* **1**(1) 62-68
- [11] Dariah A dan Nurida N L 2011 Formula pembenah tanah diperkaya senyawa humat untuk meningkatkan produktivitas tanah ultisols taman bogo, Lampung *Jurnal Tanah dan Iklim* (33)

- [12] Bayat B 2002 Comparative study of adsorption properties of turkish fly ashes: i. the case of nickel (ii), copper (ii) and zinc (ii) *Journal of Hazardous Materials B* **95** 251-273
- [13] Damayanti R 2003 *Pemanfaatan Abu Batubara Sebagai Bahan Pembenh Tanah Atau Soil Conditioner Di Daerah Penimbunan Tailing Pengolahan Emas* (Bandung: Puslitbang Teknologi Mineral Dan Batubara, Departemen Energi Dan Sumber Daya Mineral)
- [14] Arifin B 2010 Penggunaan abu batu bara PLTU panau sebagai bahan stabilisasi tanah lempung *Jurnal SMARTek* **7**(4)219 – 228
- [15] Yudhi Harini Bertham 2002 Respon tanaman kedelai [*Glycine Max* (L.) Merrill] terhadap pemupukan fosfor dan kompos jerami pada tanah ultisol *Jurnal Ilmu-Ilmu Pertanian Indonesia* **4**(2) 78 - 83
- [16] Hardjowigeno S 2010 *Ilmu Tanah* (Jakarta: Akademika Press)
- [17] Ade Mariyam Oklima 2014 *Pemanfaatan Abu Batubara (Coal Ash) Dan Bahan Humat Sebagai Amelioran Pada Lahan Reklamasi Bekas Tambang* (Bogor: Institut Pertanian Bogor)
- [18] Munawar A 2011 *Kesuburan Tanaman Dan Nutrisi Tanaman* (Bogor:IPB Press)